



VHF BAND PASS SINGLE CAVITY FILTER

with Adjustable Loops 66 ÷ 88 MHz, 150 mm Section

T05110213

POLOMARCONI.IT




POLOMARCONI offers a very wide range of wireless products.
Our products can be tailored according to the customer's need.

PMR


Electrical Specifications

Frequency Band (MHz)	66 ÷ 88
Impedance (Ω)	50
Return Loss (dB)	≥ 15
Continuous Max. Power (W)	< 200
Insertion Loss (dB) with adjustable loops	see curves single cavity
Selectivity with (dB) with adjustable loops	see curves single cavity
Operation Temp. Range ($^{\circ}\text{C}$)	$-10^{\circ} \div +55^{\circ}$
Electrical Safety	IEC 60950-1 EN 60950-1
EMC	ETSI EN 301 489-1 489-22
Operating Environment	ETS 300 019-1-2 ETS 300 019-2-3 Class 3.1E



Mechanical Specifications

Connectors	Nf
Dimensions (mm)	150x150x1200
Weight (kg)	<16
Material	Aluminium Alloy
Color	RAL 9011



DETAILS: ADJUSTABLE LOOPS



VHF BAND PASS SINGLE CAVITY FILTER

with Adjustable Loops 66 ÷ 88 MHz, 150 mm Section

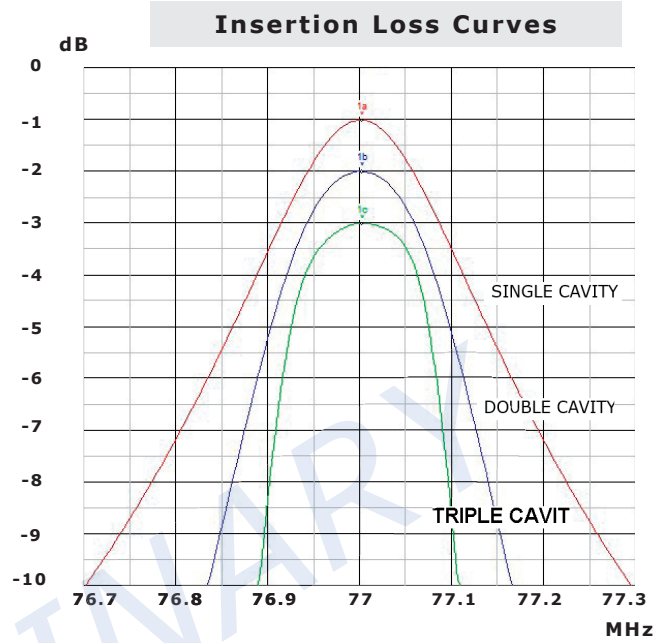
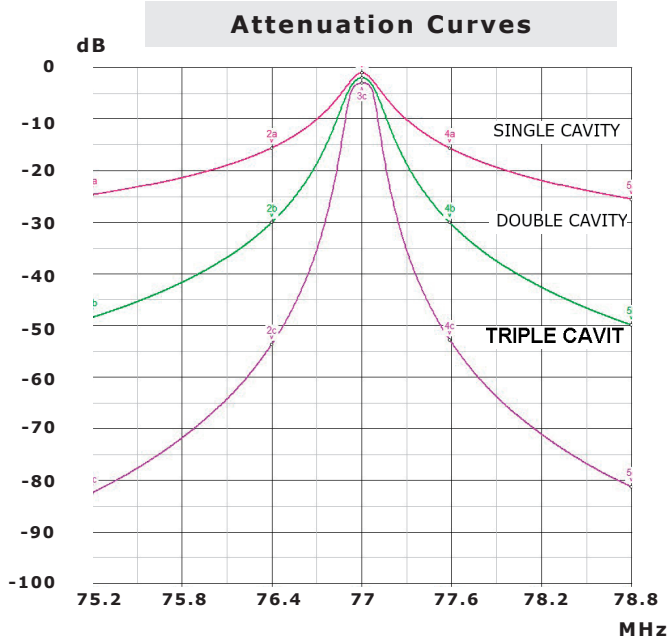
T05110213

POLOMARCONI.IT



POLOMARCONI offers a very wide range of wireless products. Our products can be tailored according to the customer's need.

PMR



Dimensions (mm)

