



AM-FM-VHF AND GPS VEHICULAR ANTENNA

0.5 ÷ 1.7 MHz, 88 ÷ 108 MHz, 130 ÷ 175 MHz and 1575.42 MHz

1710064
GT FLEX
VAG

POLOMARCONI.IT

POLOMARCONI offers a very wide range of wireless products.
Our products can be tailored according to the customer's need.

PMR

Electrical Specifications

CAR RADIO

Frequency band (MHz) 0.531 ÷ 1.611 (AM)
88 ÷ 108 (FM)

VHF

Frequency band (MHz) 130...175 (see cutting diagram)

Gain (dB) over $\lambda/4$ monopole 0 (5 dBi when the antenna is installed at the center of a metallic ground plane of minimum dimensions 2000x2000mm)

Bandwidth (MHz) 20

Input impedance (Ω) 50

Polarization vertical

Maximum rated composite RF power (W) 30

Operation Temp. Range ($^{\circ}\text{C}$) $-40^{\circ} \div +70^{\circ}$

GPS

Antenna

Antenna type Active patch antenna

Center frequency 1575.42 MHz

VSWR < 2.0:1

Impedance 50 Ω

Polarization RHCP

Supply voltage 3÷5 Vdc

Consumption current 30 mA max.

Gain passive patch 1 dBi min (measured on 70x70mm ground plane)

LNA

Gain 29 dB typ. (5 Vdc power supply)

Noise Figure 2 dB max. (5 Vdc power supply)

Attenuation 28 dB min. (@ 1575.42 ± 100 MHz)

Mechanical Specifications

Type of connection 300 mm of RG 174 coaxial cable with SMA female connector for CAR RADIO and VHF bands; 300 mm of RG 174 coaxial cable with SMA male for GPS band

Extension cables 5000 mm of RG 58 coaxial cable with SMA male connector and N male connector for CAR RADIO and VHF bands; 500 mm of RG 58 coaxial cable with N male connector for diplexer output; 5000 mm of RG 174 coaxial cable with SMA female connector for GPS band; (see the relevant mounting scheme).

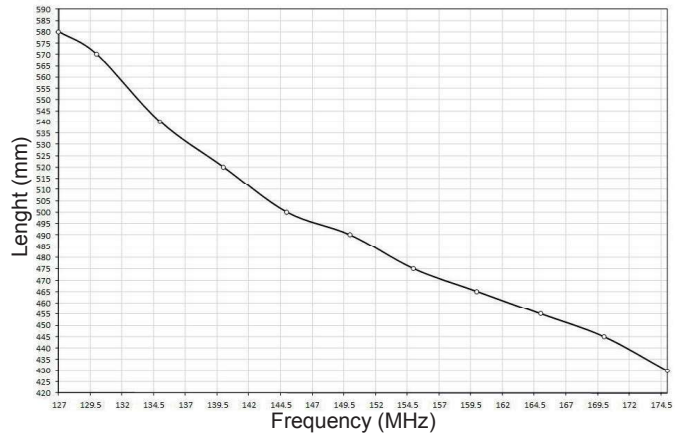
Whip length (mm) abt. 580 max

Weight (kg) abt. 0.3

Whip type stainless steel

Mounting see perforation mask

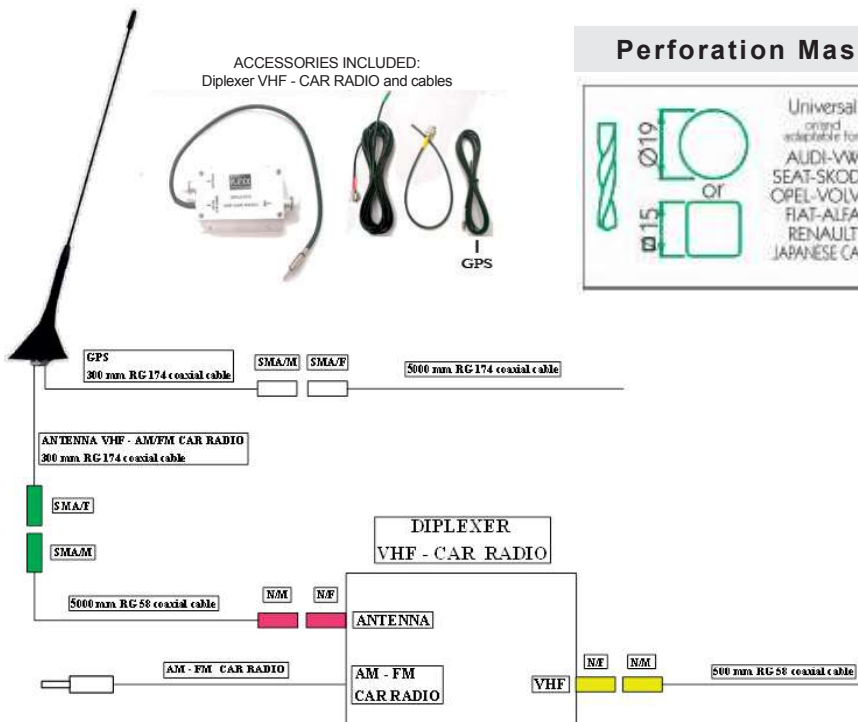

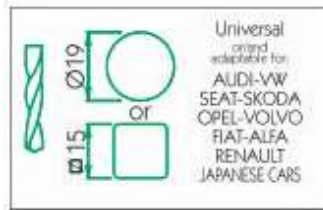
Cutting Diagram 130/175 MHz



ACCESSORIES INCLUDED:
Diplexer VHF - CAR RADIO and cables



Perforation Mask



BY



Made in Italy. We reserve the right to modify these data without any notice.